







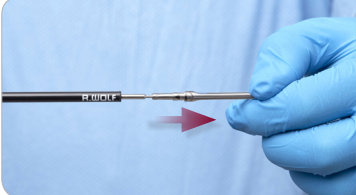
Competency Guide: Disassembly and Assembly of **ERAGON***modular* Instruments in the Sterile Processing Department

This form is used to measure the user's competency to correctly assemble and disassemble Richard Wolf ERAGONmodular instruments in the sterile processing department. The activities needed to correctly assemble the instrument insert, sheath tube and handle are based on Richard Wolf IFU GA-S027, Section 7.





Disassembly of ERAGONmodular Instruments

		✓	✓	
Step 1				
1a	Grasp fully assembled ERAGONmodular instrument with two hands.			
1b	Disengage ratchet (if present) and open handle completely. Ensure hands do not restrict handle from opening.			
1c	When ratchet is fully disengaged (if present), depress black button on rotation knob.			
1d	Separate sheath tube from handle.			
1e	Place handle aside.			
Step 2				
2a	Gently twist jaw counterclockwise to uncouple from sheath tube.			
2b	Grasping the closed jaw tip, slide insert out of sheath tube.			
2c	Place both sheath tube and jaw insert aside.			

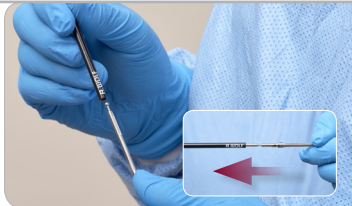




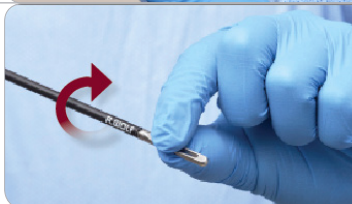
Assembly of ERAGON modular Instruments

Step 1

1a Guide instrument insert into sheath tube.



1b Gently twist jaw clockwise to lock insert into sheath tube. Pull on jaw tip to confirm insert is locked into sheath tube.



Step 2

2a Select handle with appropriate functionality for instrument (i.e. ratcheted/non-ratcheted, HF post/without-HF post).



2b Disengage handle ratchet (if present). Open handle fully.



2c Grasp handle behind gray rotation knob; ensure hands do not restrict handle from opening fully. Insert sheath into open handle. Sheath and handle should click into place. Only slight effort will be required if assembled correctly.



2d Confirm successful assembly by opening and closing handle. Watch for corresponding jaw motion.



Staff Person's Name, Title

Signature

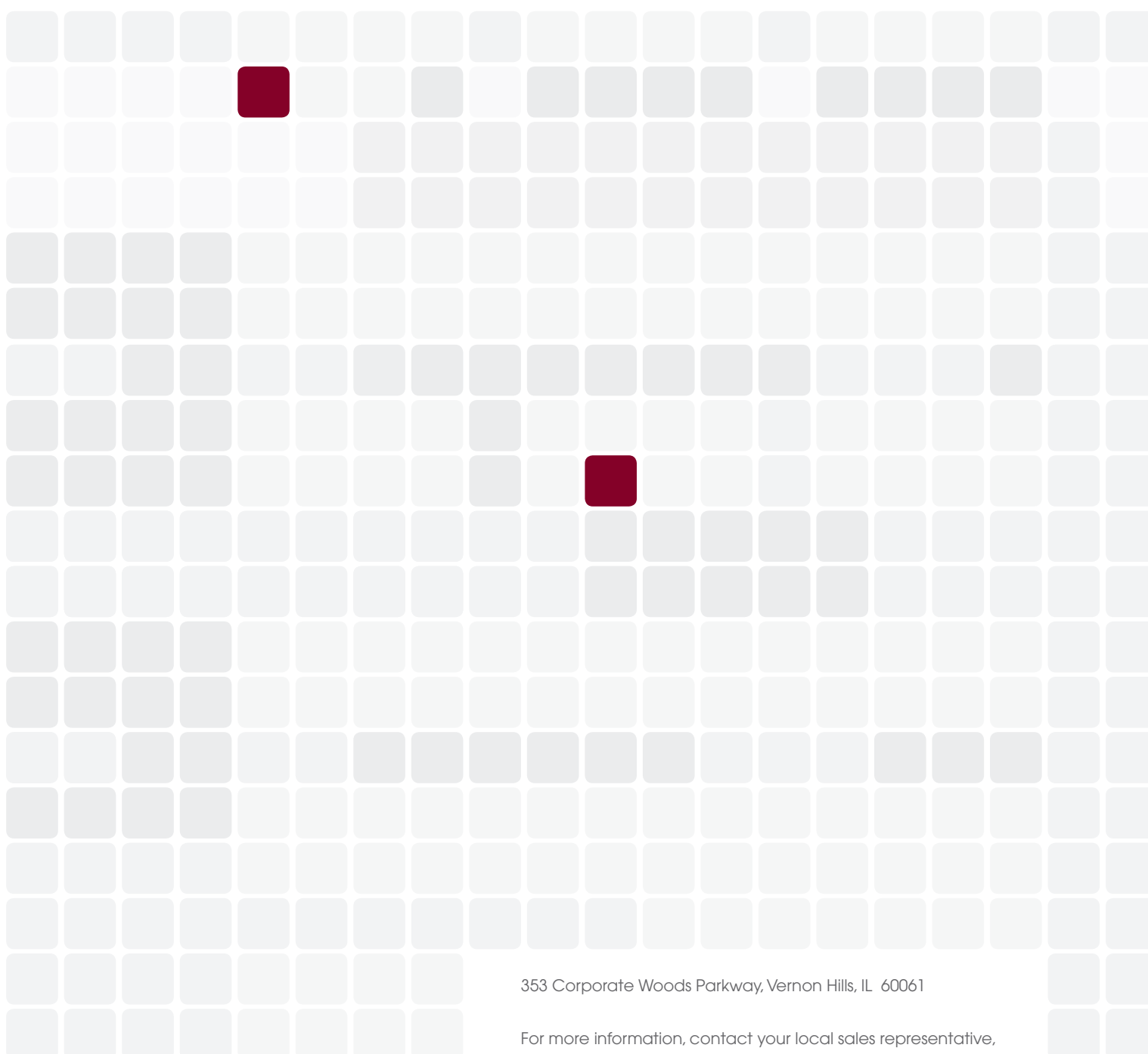
Primary Educator or Preceptor's Name, Title

Signature

Secondary Educator or Preceptor's Name, Title

Signature





353 Corporate Woods Parkway, Vernon Hills, IL 60061

For more information, contact your local sales representative,
or call (800) 323-WOLF (9653) www.richardwolfusa.com

©2016 Richard Wolf Medical Instruments . All Rights Reserved.